











THD #29012 Package Optimization

	Current Carton	TPP Carton
Bottom insert		
Bottom insert		
Bottom insert into the retail box.		
Glass plate Into the box.		



Carton BOX	Factory box	TPP Box
Style NO.	29012	29012
Carton Material	E-Flute	E-Flute
Carton outside dim (in)	9.2 X 9.2 X 6.0	8.8 X 8.8 X 5.5
Carton blank size(in)	37.706 X 15.125	36.406 X 14.187
Bottom insert	BC-DW 15.25 X 15.25	E-Flute 14.938 X 14.938
Top insert	Poly foam	E-flute 12.063 X 19.354
Gross Weight (Kg)	0.79 KG	0.8 KG
Note:	The current box is used the poly foam insert.	The retail box is smaller than the current box.